A graphic featuring a blue speech bubble with a white border. Inside the bubble, the words "CAMPUS" and "TECHNOLOGY" are written in large, white, bold, sans-serif capital letters. The background of the bubble is light blue and filled with various icons inside gears, including a satellite, a battery, a laptop, a smartphone, and a Wi-Fi symbol. The speech bubble is set against a grey background with blue triangular shapes pointing towards it.

# CAMPUS TECHNOLOGY

# LAPTOP RECOMMENDATIONS

- **OS:** Windows 10 or 11; macOS 11(Big Sur) or Newer.
- **Processor:** i5
- **RAM:** 16 GB preferred, 8GB minimum
- **Storage:** at least 500GB SSD (Solid State Drive)

**\*CHROMEBOOKS ARE NOT RECOMMENDED**

- **Be up-to-date with security patches**
- **Bring assorted cords, cables, and connectors**  
We do not provide Ethernet cables or Ethernet dongle



# WHAT NOT TO BRING

- Access Points
- Wireless Routers



**Any student in campus housing found using a “Non-University Issued Router” will lose network access on the Ethernet port in their room. The port will remain disabled until the student reports to Housing for remediation. Continued use of a wireless router may result in conduct sanctions, including probation or potentially losing their Housing placement.**

# PUBLIC COMPUTER LABS ON CAMPUS

- **Rogers Library**
- **Teresa McDuffie Computer Lab**
  - In Academic Computer Center (ACC)
- **Cauthen Educational Media Center (CEMC)**
- **Housing Computer Lab**
- **Rogers Library Laptop Loan Program**
  - The loan period for laptops is one (1) week, with renewal if no students are on the wait list.





# SERVICES AVAILABLE

## **Patriot Portal**

- The Portal is a one-stop shop for all academic and informational needs, including:
  - Blackboard
  - Email Login
  - Financial Aid
  - Library Resources
  - Pay Fees
  - Print Services
  - Register for Classes
  - Review/ Print Schedule
  - View Open Classes
  - Wi-Fi – Wireless Network

# FMU EMAIL

- University provided email account to everyone
- Provided in partnership with  for Education
- Official email address 
- Essential for use with Blackboard

Please Note: Your email account will be **DELETED** when you leave the University!

# LOGGING IN - CREDENTIALS

## Patriot Portal, Gmail, & Blackboard

### **Username:**

FirstName.LastName@g.fmarion.edu

**Default PW:** Password from your acceptance letter

### **Example:**

**UN:** frank.fox@g.fmarion.edu

**PW:** fmu12345

# CAMPUS-WIDE WIRELESS NETWORK (WI-FI)

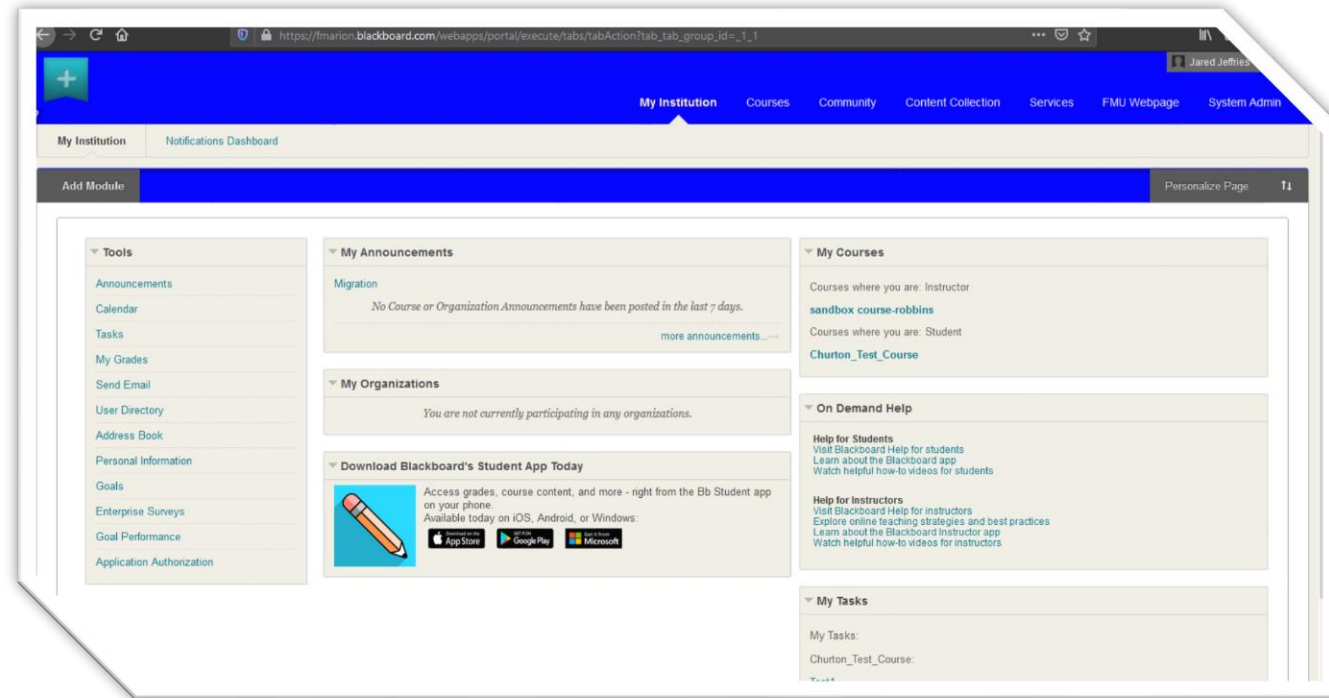


- **FMU\_Guest** (Unsecured with slower connection)
- **FMU** (Secured network with more bandwidth)
- **Eduroam** (secure, world-wide roaming access service developed for the international research and education community)
- Join with your Patriot Portal username (everything before the @ symbol of your FMU issued email) and password
- **DO NOT CONNECT:** Wireless printers, gaming consoles, smart TVs, Apple TV, Chromecast, Roku, –  
*Hardwire if possible*



# BLACKBOARD

- LMS – Learning Management System
- Serves as a centralized platform
  - Access course materials
  - Submit assignments,
  - Take quizzes and exams
  - Communicate with professors and classmates
- Respondus LockDown Browser
  - Use while taking online exams.





# OFFICE 365 ACCOUNT

- Microsoft Office 365 is available for all students with a **g.fmarion.edu** email address
  - Word
  - Excel
  - PowerPoint
- Send an email to [mailadmin@g.fmarion.edu](mailto:mailadmin@g.fmarion.edu)
  - License activation
- Login -
  - Email: frank.fox@g.fmarion.edu
  - Password: Same as Patriot Portal



# CAMPUS PRINTING

- Printing of coursework and documents may be done from any public lab.
- A one-time process to associate your Student ID card to Campus Print Services.
- Students have a yearly allocation for page prints for a value of \$12.50 on your ID card.
  - Black & White - 6¢ per print
  - Color - 10¢ per print
- If the allocation is exceeded, then you can log into **OneWeb** to add funds to your account.



# CAMPUS PRINTING – ADDING FUNDS THROUGH ONEWEB

- **OneWeb** - Go to <https://oneweb.fmarion.edu>
  - **Account** = Student ID Number
  - **Default Password** = Date of Birth (MMDDYYYY)
  - (You can Create/Reset your Password by clicking **ACCOUNT SETTINGS** & following the directions)
- Once logged in, Click **ADD CASH** to your FMU ID Card
- Enter the amount you want to deposit in the **Deposit Amount Box** & click **Continue**.
- You will be redirected to a secure site to fill out your Debit or Credit Card information.

Francis Marion University OneWeb

PARENTAL LOGIN ACCOUNT SETTINGS HELP LOG ON

> Log On CREATE PASSWORD RESET PASSWORD

Enter Account

All fields are required

Account:

This field is required.

Password:

Log On

End User Privacy Notice  
OneWeb ver. 8.3.1.21

# HAVE QUESTIONS?

- Call Campus Technology at **843-661-1111**
- Visit in person by going to the Stanton Academic Computer Center, **Room 108**  
Fall & Spring Hours: Monday – Friday from 8:30 – 5:00pm  
Summer Hours: Monday – Thursday from 8:00am – 5:30pm
- Visit our website at  
<https://www.fmarion.edu/campustech/>

