A graphic with a blue banner shape containing a pattern of gears with various technology icons like a satellite, battery, laptop, and Wi-Fi. The text 'CAMPUS TECHNOLOGY' is centered in white with a blue outline. The banner has a white border and a blue shadow, and a blue triangular tail at the bottom right.

CAMPUS TECHNOLOGY

LAPTOP RECOMMENDATIONS

- **OS:** Windows 10 or 11; macOS 11(Big Sur) or Newer.
- **Processor:** i5
- **RAM:** 16 GB preferred, 8GB minimum
- **Storage:** at least 500GB SSD (Solid State Drive)

***CHROMEBOOKS ARE NOT RECOMMENDED**



- **Be up-to-date with security patches**
- **Bring assorted cords, cables, and connectors**
We do not provide Ethernet cables or Ethernet dongle



WHAT NOT TO BRING

- Access Points
- Wireless Routers



Any student in campus housing found using a “Non-University Issued Router” will lose network access on the Ethernet port in their room. The port will remain disabled until the student reports to Housing for remediation. Continued use of a wireless router may result in conduct sanctions, including probation or potentially losing their Housing placement.

PUBLIC COMPUTER LABS ON CAMPUS

- **Rogers Library**
- **Teresa McDuffie Computer Lab**
 - In Academic Computer Center (ACC)
- **Cauthen Educational Media Center (CEMC)**
- **Housing Computer Lab**
- **Rogers Library Laptop Loan Program**
 - The loan period for laptops is one (1) week, with renewal if no students are on the wait list.





SERVICES AVAILABLE

Patriot Portal

- The Portal is a one-stop shop for all academic and informational needs, including:
 - Blackboard
 - Email Login
 - Financial Aid
 - Library Resources
 - Pay Fees
 - Print Services
 - Register for Classes
 - Review/ Print Schedule
 - View Open Classes
 - Wi-Fi – Wireless Network

FMU EMAIL

- University provided email account to everyone
- Provided in partnership with  Google for Education
- Official email address  Partner
- Essential for use with Blackboard

Please Note: Your email account will be **DELETED** when you leave the University!

LOGGING IN - CREDENTIALS

Patriot Portal, Gmail, & Blackboard

Username: FirstName.LastName@g.fmarion.edu

Default PW: fmu + [last 5 of SSN]

Example:

UN: frank.fox@g.fmarion.edu

PW: fmu12345

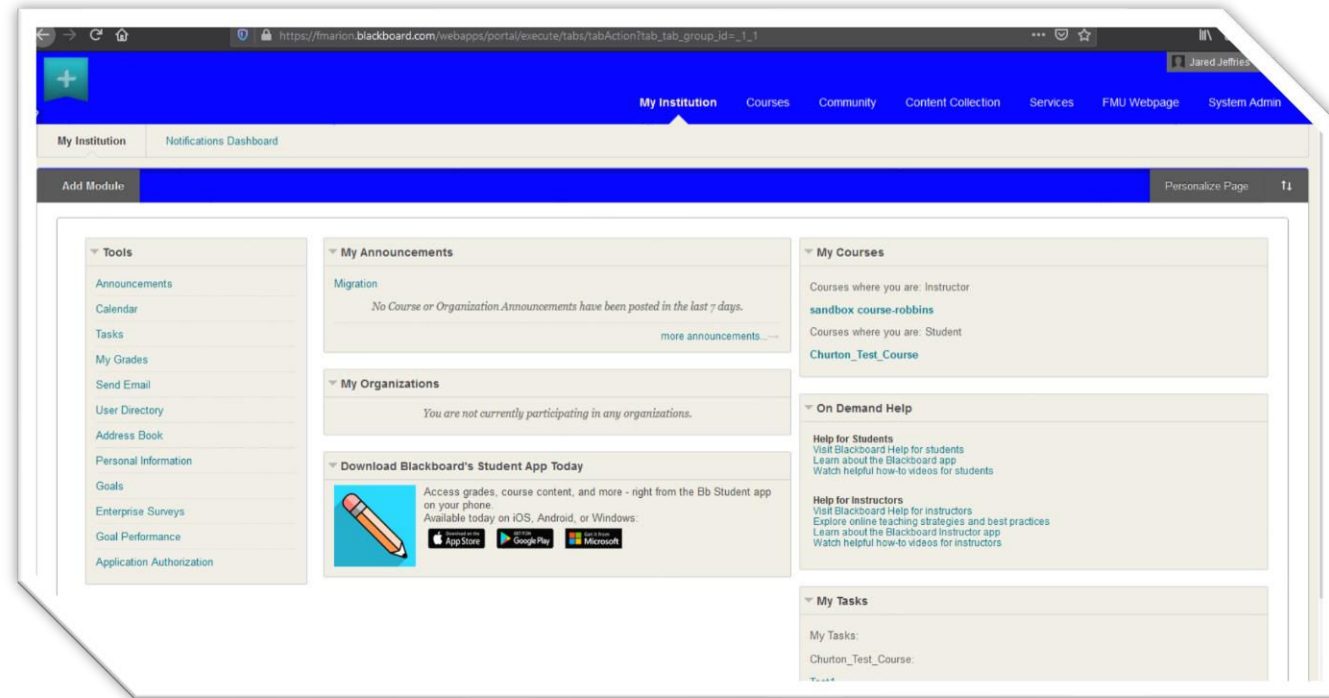
CAMPUS-WIDE WIRELESS NETWORK (WI-FI)



- **FMU_Guest** (Unsecured with slower connection)
- **FMU** (Secured network with more bandwidth)
- **Eduroam** (secure, world-wide roaming access service developed for the international research and education community)
- Join with your Patriot Portal username (everything before the @ symbol of your FMU issued email) and password
- **DO NOT CONNECT:** Wireless printers, gaming consoles, smart TVs, Apple TV, Chromecast, Roku, –
Hardwire if possible

BLACKBOARD

- LMS – Learning Management System
- Serves as a centralized platform
 - Access course materials
 - Submit assignments,
 - Take quizzes and exams
 - Communicate with professors and classmates
- Respondus LockDown Browser
 - Use while taking online exams.





OFFICE 365 ACCOUNT

- Microsoft Office 365 is available for all students with a **g.fmarion.edu** email address
 - Word
 - Excel
 - PowerPoint
- Send an email to mailadmin@g.fmarion.edu
 - License activation
- Login -
 - Email: frank.fox@g.fmarion.edu
 - Password: Same as Patriot Portal



CAMPUS PRINTING

- Printing of coursework and documents may be done from any public lab.
- A one-time process to associate your Student ID card to Campus Print Services.
- Students have a yearly allocation for page prints for a value of \$12.50 on your ID card.
 - Black & White - 6¢ per print
 - Color - 10¢ per print
- If the allocation is exceeded, then you can log into **OneWeb** to add funds to your account.



CAMPUS PRINTING – ADDING FUNDS THROUGH ONEWEB

- **OneWeb** - Go to <https://oneweb.fmarion.edu>
 - **Account** = Student ID Number
 - **Default Password** = Date of Birth (MMDDYYYY)
 - (You can Create/Reset your Password by clicking **ACCOUNT SETTINGS** & following the directions)
- Once logged in, Click **ADD CASH** to your FMU ID Card
- Enter the amount you want to deposit in the **Deposit Amount Box** & click **Continue**.
- You will be redirected to a secure site to fill out your Debit or Credit Card information.

Francis Marion University | OneWeb

PARENTAL LOGIN | ACCOUNT SETTINGS | HELP | LOG ON

> Log On | CREATE PASSWORD | RESET PASSWORD

Enter Account

All fields are required

Account:

This field is required.

Password:

Log On

End User Privacy Notice
OneWeb ver. 8.3.1.21

HAVE QUESTIONS?

- Call Campus Technology at **843-661-1111**
- Visit in person by going to the Stanton Academic Computer Center, **Room 108**
Fall & Spring Hours: Monday – Friday from 8:30 – 5:00pm
Summer Hours: Monday – Thursday from 8:00am – 5:30pm
- Visit our website at
<https://www.fmarion.edu/campustech/>

